


# PRO-SHIFT™ Transmissions

SPICER®



## Description:

The all new line of **SPICER** PRO-SHIFT-18 speed transmissions from Transmission Technologies Corporation (TTC) is unmatched when it comes to ratio coverage, fuel economy, versatility and reliability. At 2,050 lb. ft. of torque, the new PRO-SHIFT-18 was built to tame the torque delivered by today's high-performance diesel engines. Overall ratio coverage of 21.27 provides excellent startability / gradeability without sacrificing fuel economy, thanks to a double overdrive with a final ratio of .70. A deep first gear ratio of 14.89 is sure to get even the heaviest loads moving with minimal effort. The patented OPTI-LUBE™ system keeps things cool, even on those long uphill grades.

## Typical Applications:

PRO-SHIFT-18 transmissions are ideally suited for over-the-road applications where heavy loads and steep grades are common.

## Performance Advantages:

When performance counts, count on the new PRO-SHIFT-18 to deliver unsurpassed fuel economy, great startability / gradeability and reliability. And best of all, it's backed by the TTC Support Team. Factory trained customer service representatives are stationed across the country and are ready to assist your spec'ing, or trouble shooting needs from 8:00 AM – 5:00 PM EST. Simply call (800) 401-9866 to locate the nearest TTC representative.

Features	Benefits
<ul style="list-style-type: none"><li>• Overall ratio 21.27</li><li>• Low low 1st gear</li><li>• Double overdrive</li><li>• Range synchronizer</li><li>• Isolated shift lever</li></ul>	<ul style="list-style-type: none"><li>• Wide ratio coverage w/ close steps</li><li>• Superior startability / gradeability</li><li>• Improved fuel economy</li><li>• Fast smooth pneumatic shifts</li><li>• Reduced noise / vibration</li></ul>
<ul style="list-style-type: none"><li>• Electro pneumatic shift control</li><li>• Common shift pattern</li><li>• Variety of PTO mountings</li><li>• Patented OPTI-LUBE design</li><li>• Aluminum clutch housing</li></ul>	<ul style="list-style-type: none"><li>• Driver friendly ergonomics</li><li>• Driver friendly easy to learn</li><li>• Flexibility / versatility</li><li>• Cooler operating temperature</li><li>• Reduced weight</li></ul>

PRO-SHIFT™  
TRANSMISSIONS

## Models:

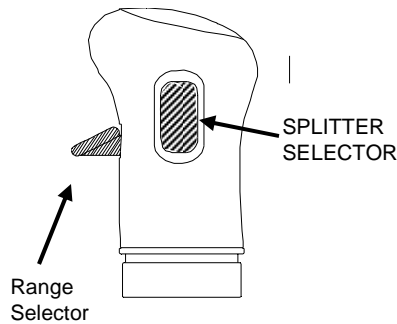
PSDO165-18

PSDO185-18

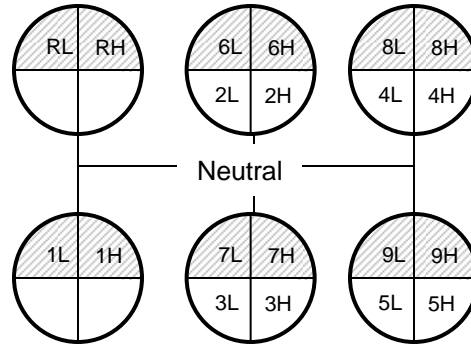
PSDO205-18



# PRO-SHIFT™ Transmissions



## Shift Pattern



### General Specifications\*

Speeds	18 forward, 4 reverse
Weight**	794 lbs.
Torque Capacity:	
PSDO165	1,650 lbs. ft.
PSDO185	1,850 lbs. ft.
PSDO205	2,050 lbs. ft.
Length	37.7 inches
End yoke	SPL-250, 1810, 1710 series
Clutch Housing	SAE No. 1 aluminum
Lube system	OPTI-LUBE
Lube type	SAE 50 wt. synthetic oil
Lube capacity	29.5 pts.
PTO openings	6 bolt right & 8 bolt left side
PTO drive gears	Both sides, 52 teeth 6 pitch gear. Both gears turn at .57, or .70 of engine speed

\*\* Including clutch housing and controls

\* Call or write for application approval outside these guidelines

### Ratios and Steps

Gear	Ratio	% Step
1	14.89	20
2	12.41	19
3	10.40	20
4	8.66	18
5	7.32	20
6	6.09	21
7	5.05	20
8	4.21	19
9	3.54	20
10	2.95	19
11	2.47	20
12	2.06	18
13	1.74	20
14	1.45	21
15	1.20	20
16	1.00	19
17	.84	20
18	.70	
R1	15.64	
R2	13.03	
R3	3.72	
R4	3.10	

TTC Website:  
<http://www.ttcautomotive.com>

TTC Tech Line:  
 (800) 401-9866  
 8:00 AM – 6:00 PM EST.



14700 Helm Court  
 Plymouth, MI 48170  
 Tel: (734) 456-3724  
 Fax: (734) 456-3739